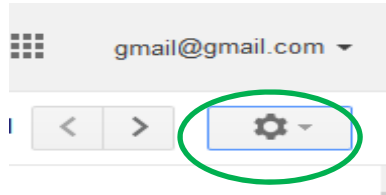


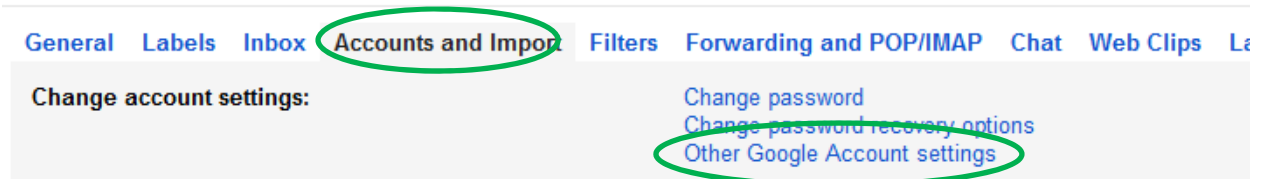
Email setting for Gmail – intended for those using the advance club management/registration module



Sign onto the GMAIL account.

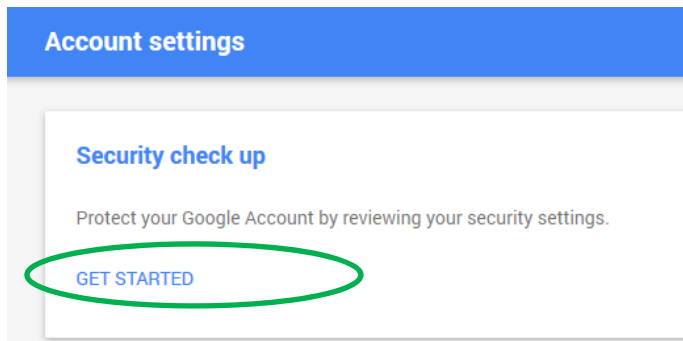
Go to settings and select settings and you will see the settings page with a whole bunch of tabs.

Settings



Go to Accounts and Import and select Change account settings > Other Google Account settings.

Perform security check up by clicking “Get started”.



You have to click through

1. Recovery Settings (DONE button)
2. Recent Activity Checked (LOOKS GOOD button)
3. Disable Access for less secure apps (Make sure to select ENABLE option and then click DONE button)
4. Check your account permissions (DONE button)

Disable access for less secure apps

Some devices and apps use insecure sign-in technology to access your data.

Choosing **Disable** prevents these less secure devices and apps from accessing your Google Account.

Choosing **Enable** increases your chances of unauthorized account access but allows you to continue using these less secure devices and apps. [Learn more](#)

Access for less secure apps Disable Enable

Done